



A Unique patented design ideal for OEM for new fixtures as well as retrofitting existing fixtures.

Introducing Plug n Play MPLR AC Light Engine

(MPLR: Multi Purpose LED Retrofit Light Engine)



Features:

- ▶ Plug n Play Engine using Hard Wired / E26 / GU24 wiring options for most fixtures.
- ▶ Multiple mounting options with unique patented design allowing users ease of installation.
- ▶ Dimmable and compatible with most major brand dimmers.
- ▶ DOB design with LM80 8,000 hours tested LED Chips.
- ▶ Suitable for Flush Mounts, Ceiling Fans, Pendants, Floor Lamps and more..
- ▶ Suitable for Industrial and residential fixtures.
- ▶ 5 Year Warranty

STANDARD

MPLR
Plug & Play
Dimmable AC Light
Engine



11W/16W/19W/25W
3000K/4000K/5000K

Adding Soon
Smarter MPLRs


16W/19W/25W
3000K/4000K
Operation time > 3 hr
2000mAh / NiH Battery



EMERGENCY

MPLR
With Built-in Battery
backup

16W/23W/30W/40W
3000K/4000K
0% - 50% standby Mode
6.5' - 65' Detection range
5 sec to 12 min delay time



MICROWAVE

MPLR
Equipped with
occupancy Sensor

Overdrive MPLR Light Engine is uniquely designed to convert and upgrade existing or new flush mounts, pendants, outdoor fixtures to the latest LED technology. Our patented mounting design makes installation simple and easy.

Application



Flush Mounts



Pendant



Ceiling fan



Wall sconce







Outdoor



RoHS



Comparison of OVERDRIVE MPLR vrs. AC Module, LED bulbs, Driver+ Module

Description				
Details	OVERDRIVE MPLR	AC Module + Plastic Cover	GU24/E26 LED bulbs	Drivers + modules
Performance Comparison				
	● Very Good	● Good	● Average	
Lumens per watt after diffuser	●	●	●	●
Light distribution	●	●	●	●
Lumen depreciation	●	●	●	●
Life (Hours)	●	●	●	●
Energy Star Listed	●	●	●	●
Maintenance and Assembly Comparison				
Installation Method	●	●	●	●
Assembling Procedure at Fixture Manufacturers End	●	●	●	●
Assembling Procedure at User level in old Installation	●	●	●	●
Change of colors or wattage at User level in Old installation	●	●	●	●
Flexibility in usage	●	●	●	●
Heat Sink/ Additional Metal Body/ PC Cover	●	●	●	●
Flexibility in configuration (New Model available before Q4/2019)	●	●	●	●
Safety and Handling				
Safety for user	●	●	●	●
Safety in handling ESD Sensitive LED and IC- affect life and reliability	●	●	●	●
Cost Comparison				
Initial Cost of the Product	●	●	●	●
Protective PC Cover	●	●	●	●
Mounting Plate / Heat Sink	●	●	●	●
Cost of additional parts for fixture Manufacturer	●	●	●	●
Fixture Assembly Cost	●	●	●	●
Installation Cost	●	●	●	●
Maintenance Cost- replacement	●	●	●	●

Disclaimer: Above information is a general comparison made for internal use and based on web research of the similar products. Comparison is only for information. Data given is subject to change.

Multi Purpose LED Retrofit

Model #	ODMP13113 NU	ODMP13163 NU	ODMP13193 NU	ODMP13253 NU
Input Wattage	11W	16W	19W	25W
Input Voltage Range (V)	120V - 60HZ			
Delivered Lumens (lm)	830	1250	1520	2200
Equivalent Wattage (Approx.)	2 X 9W CFL	2 X 13W CFL	2 X 18W CFL	2 X 23W CFL
Diameter	Ø4.13" (104mm)	Ø5.7" (144mm)	Ø7.2" (185mm)	
Height	1.5" (38mm)	0.78" (20mm)		
Life (Hours)	>40,000 hours			
Case Qty	6 Inner / 24 Master			

Note: Specifications are typical values and may change without notification. Copyright © Overdrive 06/2019. All rights reserved.